



## Internal Quality Assurance Cell (IQAC)

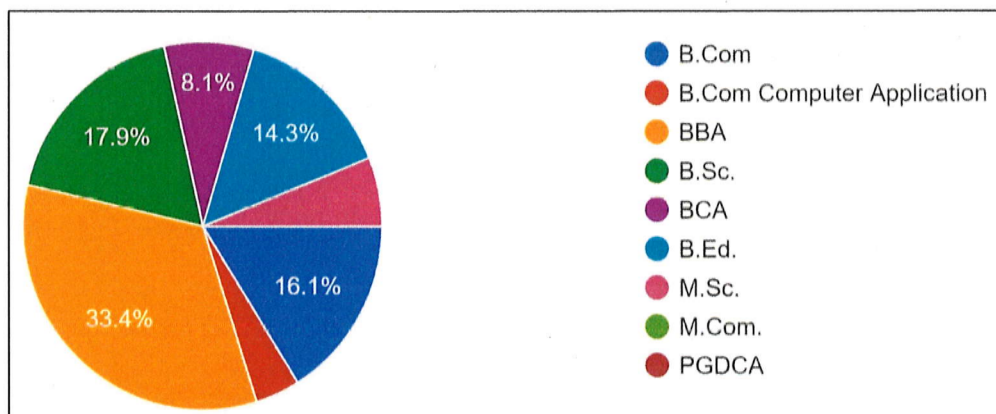
### *Report of Analysis of Students Satisfaction Survey*

### Session 2023-24

#### Introduction:

Student Satisfaction Survey (SSS) is structured with 21 questions in Google form designed by the IQAC of Disha College, Raipur and administered among the students through online by sending link <https://forms.gle/5rAjj8jsTeGhzK8A7> in different whatsapp groups. Students can access the SSS 24/7 on any of their devices or Computer labs in the college. The thrust area of questions range from curriculum, Teaching - Learning process, Evaluation procedures emphasizing on the teaching methods and procedures adopted. These questions are scaled on a five-point scale. "0" is the least grade while 4 is the highest grade. The last 21st question is an open end question eliciting the student's observation or suggestions for further enhancement of their satisfaction. During the year 2024-25, the SSS was conducted for all 4 UG- (B.Com, BBA, BCA, B.Sc.), 3 PG- (Computer Science, Commerce, Mathematics) and 1 PGDCA programs; and analysed by IQAC in coordination with Head of the department. Preliminary Analysis on the SSS received as follows:

A total of 444 responses were collected of which 22.4 % 1st year students, 10.8 % IInd year students and 13.5 % students from IIIrd year students, 32.1% Ist Semester, 21.1% IIInd, IVth, Vth and VIth Semester students participated. Stream wise analysis projects that of the total 444 responses 17.9 % submitted by science stream students, 8.1% by computer science stream students, 16.1 % by commerce, 33.4% by management, 14.3% education stream and 10% PG students. In this survey 55.4 % female and 44.6 % male students have participated.





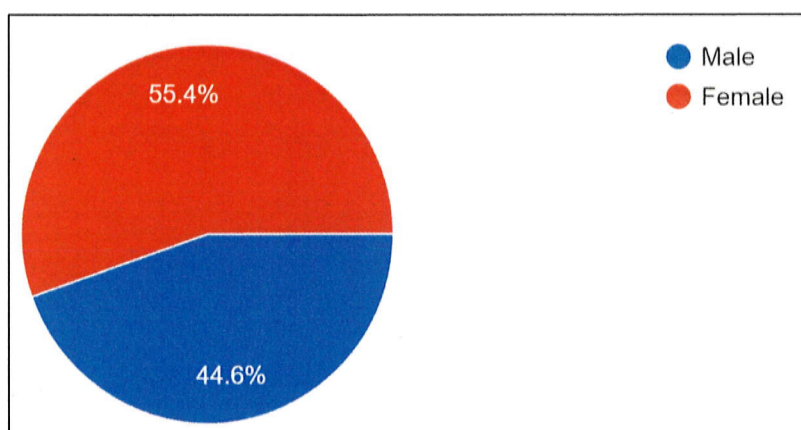
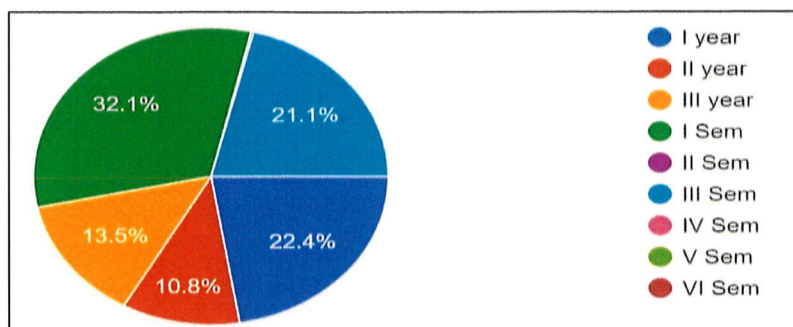
# DISHA COLLEGE, RAIPUR

Disha Park, Building 1, First Floor, Ram Nagar-Kota Marg,  
Behind NIT and Hotel Piccadilly, Raipur (C.G.) 492010

E-mail: principal.dishacollege@dishamail.com

Web site: www.dcindia.in

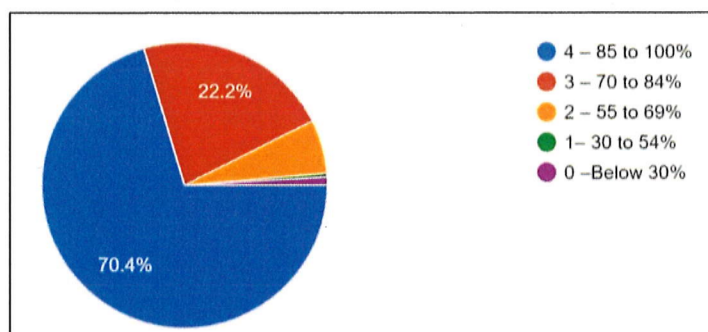
Contact No. : 0771-4349400, 96300-04411



## Analysis

1. How much of the syllabus was covered in the class?

**Analysis-** 70.4 percent Students responded that 85-100 per cent syllabus is covered, 22.2 percent Students responded that 70-84 percent syllabus is covered 6 percent Students responded that 55-69 percent syllabus is covered , 0 percent Students responded that 30-54 percent syllabus is covered while 1 percent of the students responded that below 30 percent syllabus is covered.





# DISHA COLLEGE, RAIPUR

Disha Park, Building 1, First Floor, Ram Nagar-Kota Marg,  
Behind NIT and Hotel Piccadilly, Raipur (C.G.) 492010

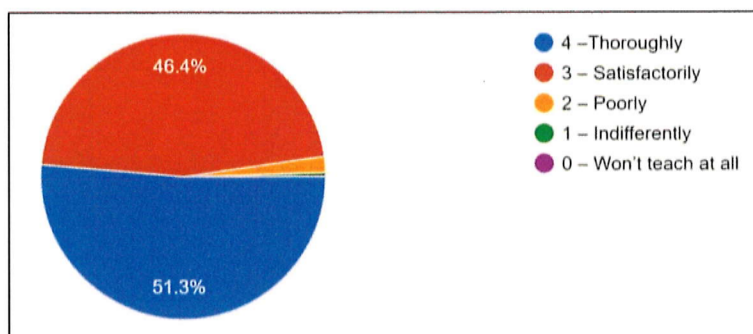
E-mail: principal.dishacollege@dishamail.com

Web site: www.dcindia.in

Contact No. : 0771-4349400, 96300-04411

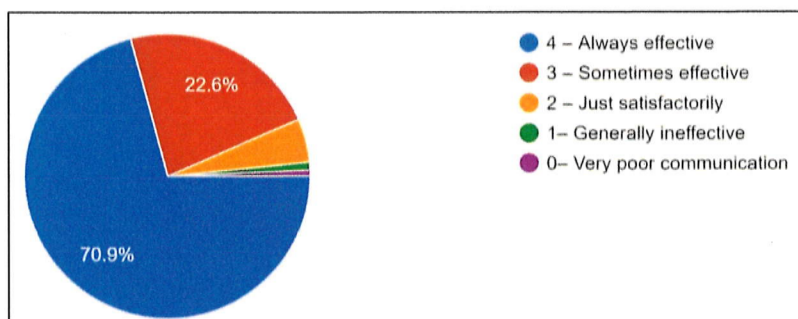
## 2. How well did the teachers prepare for the classes?

**Analysis-** 51.3 percent students responded thorough preparation for class by faculty, 46.4 percent Students responded satisfactory, 2 percent responded poor, 0 percent responded indifferently While 0 of the student expressed won't teach at all.



## 3. How well were the teachers able to communicate?

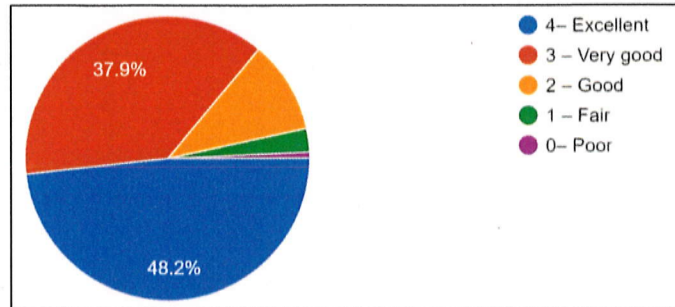
**Analysis-** 70.9 percent of students expressed that the teachers communication was always effective, 22.6 percent felt sometimes teacher's communication ability was sometimes effective, 5 percent felt just satisfactory, 1 percent felt generally ineffective while only 1 percent students felt that teachers communication is very poor.



## 4. The teacher's approach to teaching can best be described as

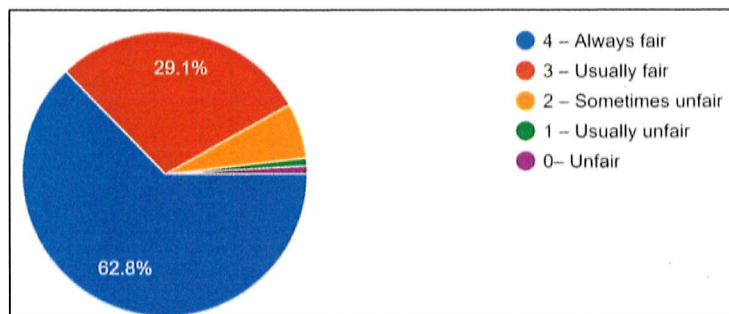
**Analysis-** 48.2 percent of the students rated excellent and 37.9 percent as very good, 10 percent of the students rated good, 2 percent of the students rated fair , 1 percent of the student rated as poor.





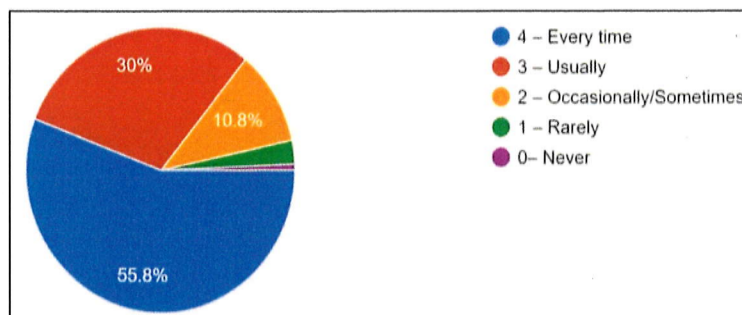
5. Fairness of the internal evaluation process by the teachers.

**Analysis-** 62.8 percent of the students observed the internal evaluation as always fair , 29.1 per cent as usually fair , 6 percent rated as unfair , 1 percent marked usually unfair and 1 percent of the student felt unfair.



6. Was your performance in assignments discussed with you?

**Analysis-** 55.8 percent students expressed that Every time the assignment was conducted and their performance was discussed, 30 percent expressed usually, 10.8 expressed sometimes 2 percent expressed rarely while 0 expressed never.



7. The institute takes active interest in promoting internship, student exchange, field visit opportunities for students.



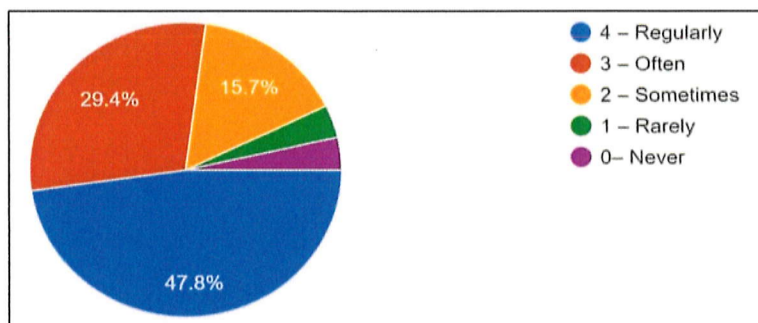


# DISHA COLLEGE, RAIPUR

Disha Park, Building 1, First Floor, Ram Nagar-Kota Marg,  
Behind NIT and Hotel Piccadilly, Raipur (C.G.) 492010

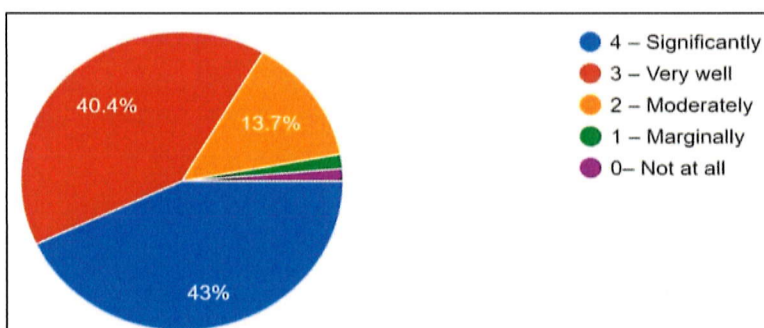
E-mail: principal.dishacollege@dishamail.com  
Web site: www.dcindia.in  
Contact No. : 0771-4349400, 96300-04411

**Analysis-** 47.8 percent students expressed that institute promotes internship, student exchange, and field visit opportunities for students regularly, 29.4 percent expressed often, 15.7 percent sometimes, 3 percent expressed rarely while 4 percent expressed never.



8. The teaching and mentoring process in your institution facilitates you in cognitive, social and emotional growth.

**Analysis-** 43 percent students expressed that institute facilitates the above growth significantly, 40.4 percent felt it very well 13.7 percent marked it moderate 1 percent marked it marginally while 1 percent of the students marked not at all.



9. The institution provides multiple opportunities to learn and grow.

**Analysis-** 47.5 percent students expressed that institute provides multiple opportunities to learn and grow, 42.2 percent expressed agree, 8.1 percent marked it neutral, 1 percent marked disagree while 1 percent of the student marked strongly disagree.



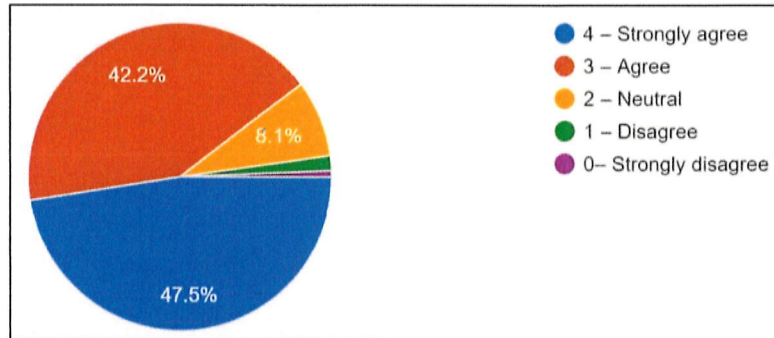
# DISHA COLLEGE, RAIPUR

Disha Park, Building 1, First Floor, Ram Nagar-Kota Marg,  
Behind NIT and Hotel Piccadilly, Raipur (C.G.) 492010

E-mail: principal.dishacollege@dishamail.com

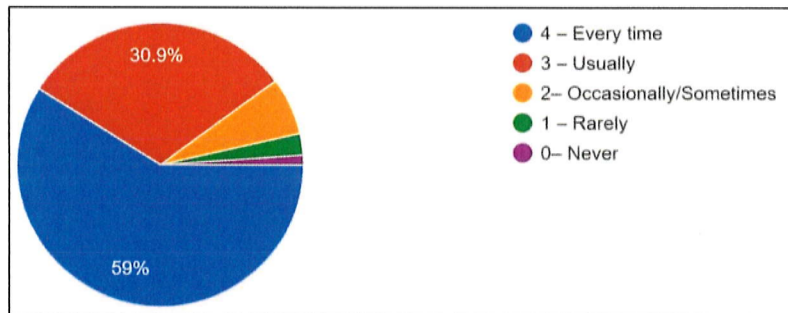
Web site: www.dcindia.in

Contact No. : 0771-4349400, 96300-04411



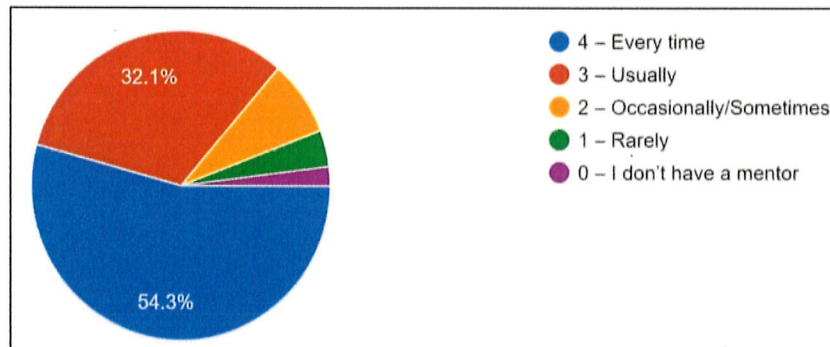
10. Teachers inform you about your expected competencies, course outcomes and programme outcomes.

**Analysis-** 59 per cent students expressed that every time the teacher provides information and 30.9 per cent expressed usually, 6 percent students marked occasionally and 2 percent opted rarely and 1 percent of the students marked never



11. Your mentor does a necessary follow-up with an assigned task to you.

**Analysis-** 54.3 percent students expressed that every time the teacher does a necessary follow-up, 32.1 percent expressed usually, 8 percent students marked occasionally and 3 percent opted rarely while 2 percent of them marked that I do not have mentor.





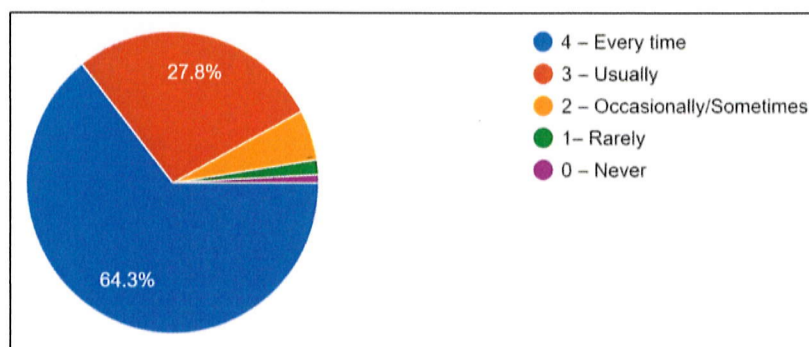
# DISHA COLLEGE, RAIPUR

Disha Park, Building 1, First Floor, Ram Nagar-Kota Marg,  
Behind NIT and Hotel Piccadilly, Raipur (C.G.) 492010

E-mail: principal.dishacollege@dishamail.com  
Web site: www.dcindia.in  
Contact No. : 0771-4349400, 96300-04411

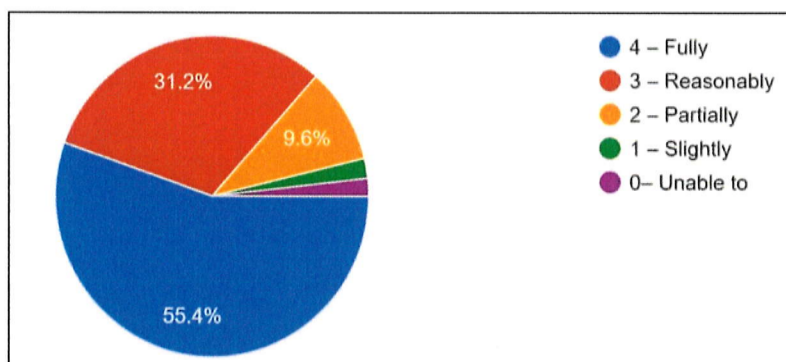
12. The teachers illustrate the concepts through examples and application.

**Analysis-** 64.3 percent students expressed that every time the teacher illustrate the concepts through examples and applications, 27.8 percent expressed usually, 5 percent students opted occasionally and 1 percent marked rarely while 1 percent of them marked never.



13. The teachers identify your strengths and encourage you with providing right level of challenges.

**Analysis-** 55.4 percent students expressed that the teachers identify their strengths fully and encourage them with providing right level of challenges, 31.2 percent marked reasonably, 9.6 percent marked partially, 2 percent marked slightly and 2 percent were unable to say that teachers identify their strengths.



14. Teachers are able to identify your weaknesses and help you to overcome them.

**Analysis-** 54.3 percent students expressed that the teachers are able to identify their weaknesses and help them to overcome from it, 28.9 percent marked usually, 10 percent marked sometimes, 3 percent marked rarely and only 3 percent marked never.

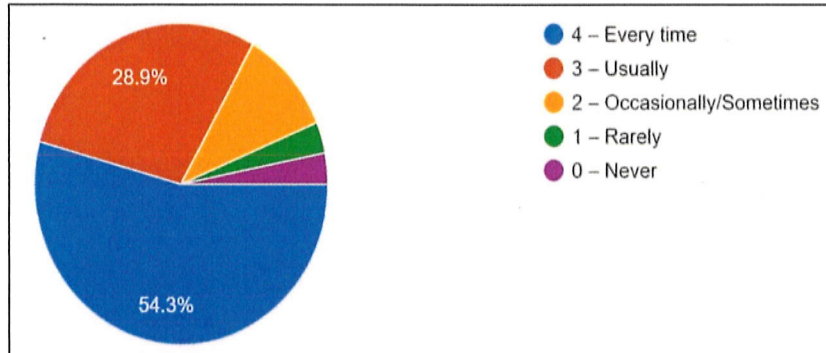




# DISHA COLLEGE, RAIPUR

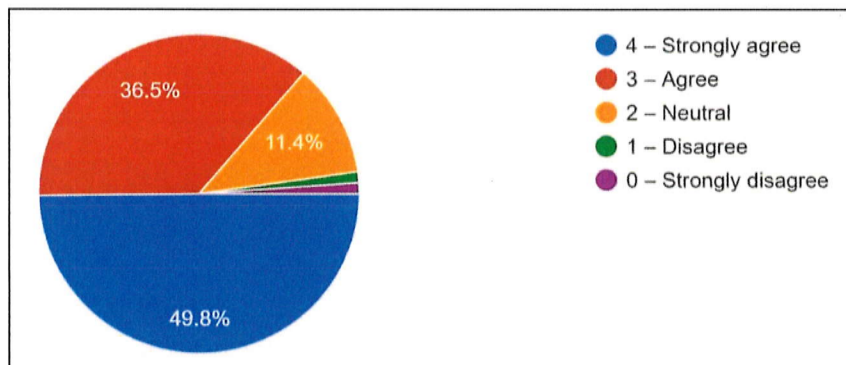
Disha Park, Building 1, First Floor, Ram Nagar-Kota Marg,  
Behind NIT and Hotel Piccadilly, Raipur (C.G.) 492010

E-mail: principal.dishacollege@dishamail.com  
Web site: www.dcindia.in  
Contact No. : 0771-4349400, 96300-04411



15. The institution makes effort to engage students in the monitoring, review and continuous quality improvement of the teaching learning process.

**Analysis-** 49.8 percent students expressed that the institution makes effort to engage students in the monitoring, review and continuous quality improvement of the teaching learning process, 36.5 percent marked Agree, 11.4 percent marked neutral, 1 percent marked disagree while 1 percent of them marked strongly disagree.



16. The institute/ teachers use student centric methods, such as experiential learning, participative learning and problem solving methodologies for enhancing learning experiences.

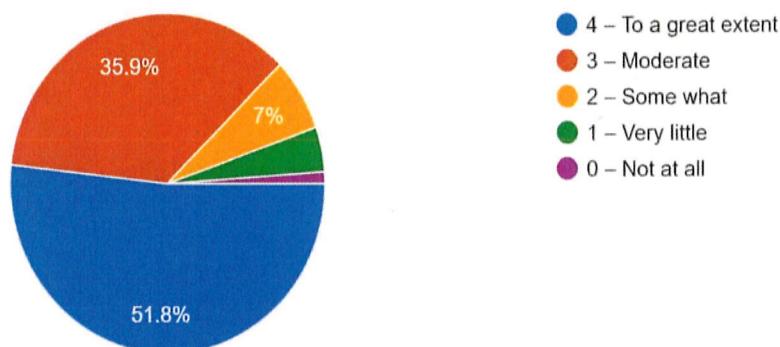
**Analysis-** 51.8 percent students expressed that the institute/ teachers use student centric methods to a great Extent, 35.9 percent marked moderate, 7 percent marked somewhat, 4 percent marked very little while 1 percent of them marked not at all.



# DISHA COLLEGE, RAIPUR

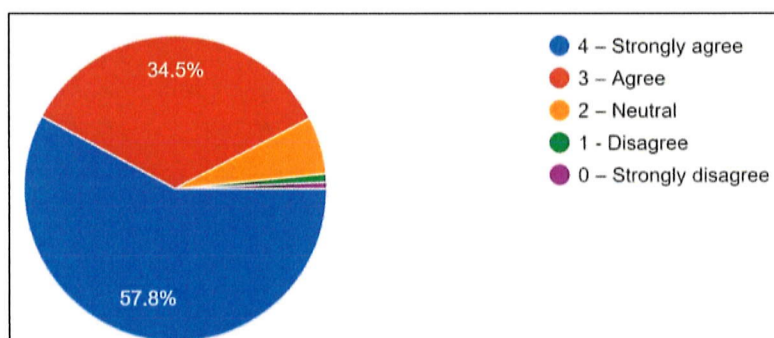
Disha Park, Building 1, First Floor, Ram Nagar-Kota Marg,  
Behind NIT and Hotel Piccadilly, Raipur (C.G.) 492010

E-mail: principal.dishacollege@dishamail.com  
Web site: www.dcindia.in  
Contact No. : 0771-4349400, 96300-04411



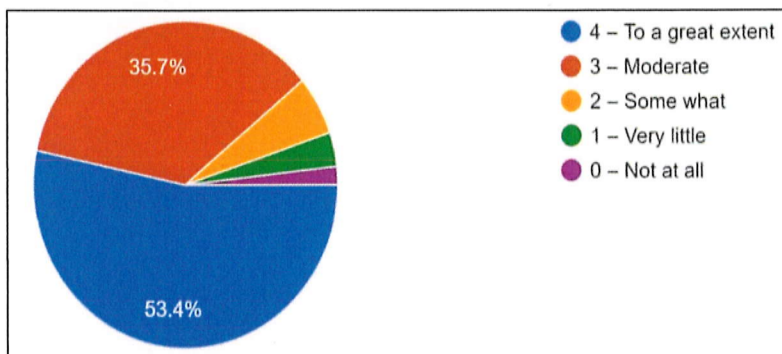
17. Teachers encourage you to participate in extracurricular activities.

**Analysis-** 57.8 percent students expressed that the teachers encourage them to participate in extracurricular activities. 34.5 percent marked Agree, 6 percent marked neutral, and 1 percent of them marked disagree and 1 percent of the students marked strongly disagree.



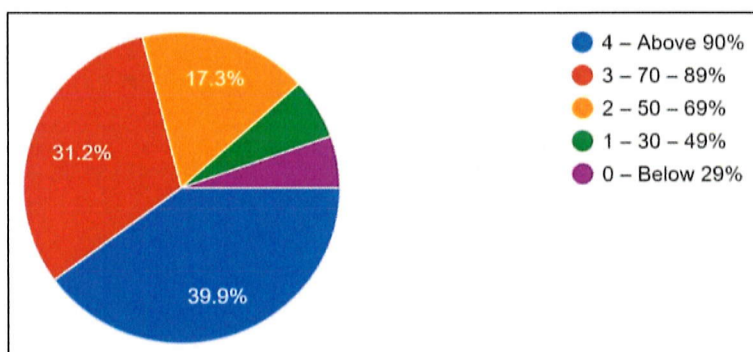
18. Efforts are made by the institute/ teachers to inculcate soft skills, life skills and employability skills to make you ready for the world of work.

**Analysis-** 53.4 percent students expressed that efforts are made by the institute / teachers to inculcate soft skills, life skills and employability skills to make them ready for the world of work to a great extent, 35.7 percent marked moderate , 6 percent marked somewhat, 3 percent marked very little and 2 percent of them marked not at all.



19. What percentage of teachers use ICT tools such as LCD projector, Multimedia, etc. while teaching.

**Analysis-** 39.9 percent students gave their response as above 90 percent and 31.2 percent gave as 70-89 percent, 17.3 percent students 50 -69 percent 6 percent rated that 30-49 percent while 5 percent student rated that below 29 percent of teachers use ICT tools such as LCD projector, multimedia, etc. while teaching.



20. The overall quality of teaching-learning process in your institute is very good.

**Analysis-** 50.4 % -Strongly agreed, 39.5 % - Agreed, 7 % - Neutral and 2 % - Disagree while 1% of the student marked strongly disagreed, to the overall quality of teaching-learning process in the institution.





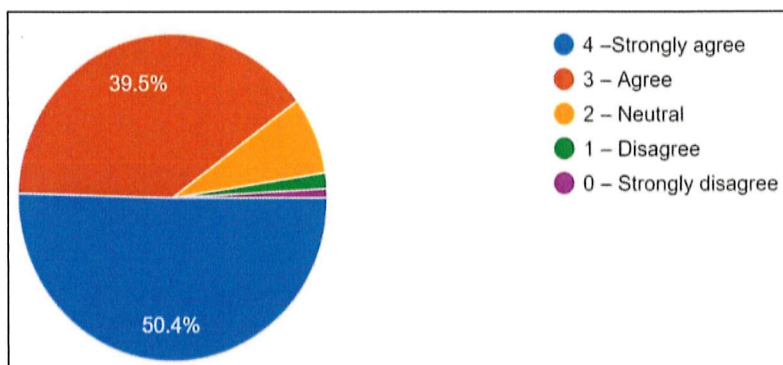
# DISHA COLLEGE, RAIPUR

Disha Park, Building 1, First Floor, Ram Nagar-Kota Marg,  
Behind NIT and Hotel Piccadilly, Raipur (C.G.) 492010

E-mail: principal.dishacollege@dishamail.com

Web site: www.dcindia.in

Contact No. : 0771-4349400, 96300-04411



21. Give three observation / suggestions to improve the overall teaching – learning experience in your institution.

**Analysis-** Students have expressed their satisfaction with infrastructure, friendly environment, daily classes, well equipped computer lab, physics lab and other curriculum lab, psycho lab etc., library & reading room, e-library, surveillance system, fire safety equipment; and suggested for Canteen facility, sports facility, job oriented programs etc.



# DISHA COLLEGE, RAIPUR

Disha Park, Building 1, First Floor, Ram Nagar-Kota Marg,  
Behind NIT and Hotel Piccadilly, Raipur (C.G.) 492010

E-mail: principal.dishacollege@dishamail.com  
Web site: www.dcindia.in  
Contact No. : 0771-4349400, 96300-04411

## CONSOLIDATED ANALYSIS

Scale- 4 Highest Grade, 0 – Least Grade

Criteria	Criteria Description	4	3	2	1	0
1	How much of the syllabus was covered in the class?	71%	22%	6%	0%	1%
2	How well did the teachers prepare for the classes?	52%	46%	2%	0%	0%
3	How well were the teachers able to communicate?	71%	23%	5%	1%	1%
4	The teacher's approach to teaching can best be described as	48%	38%	10%	2%	1%
5	Fairness of the internal evaluation process by the teachers.	63%	29%	6%	1%	1%
6	Was your performance in assignments discussed with you?	56%	30%	11%	2%	0%
7	The institute takes active interest in promoting internship, student exchange, field visit opportunities for students.	48%	29%	16%	3%	4%
8	The teaching and mentoring process in your institution facilitates you in cognitive, social and emotional growth.	43%	40%	14%	1%	1%
9	The institution provides multiple opportunities to learn and grow.	48%	42%	8%	1%	0%
10	Teachers inform you about your expected competencies, course outcomes and programme outcomes.	59%	31%	6%	2%	1%
11	Your mentor does a necessary follow-up with an assigned task to you.	55%	32%	8%	3%	2%
12	The teachers illustrate the concepts through examples and application.	65%	28%	5%	1%	1%
13	The teachers identify your strengths and encourage you with providing right level of challenges.	56%	31%	9%	2%	2%
14	Teachers are able to identify your weaknesses and help you to overcome them.	55%	29%	10%	3%	3%
15	The institution makes effort to engage students in the monitoring, review and continuous quality improvement of the teaching learning process.	50%	36%	11%	1%	1%



# DISHA COLLEGE, RAIPUR

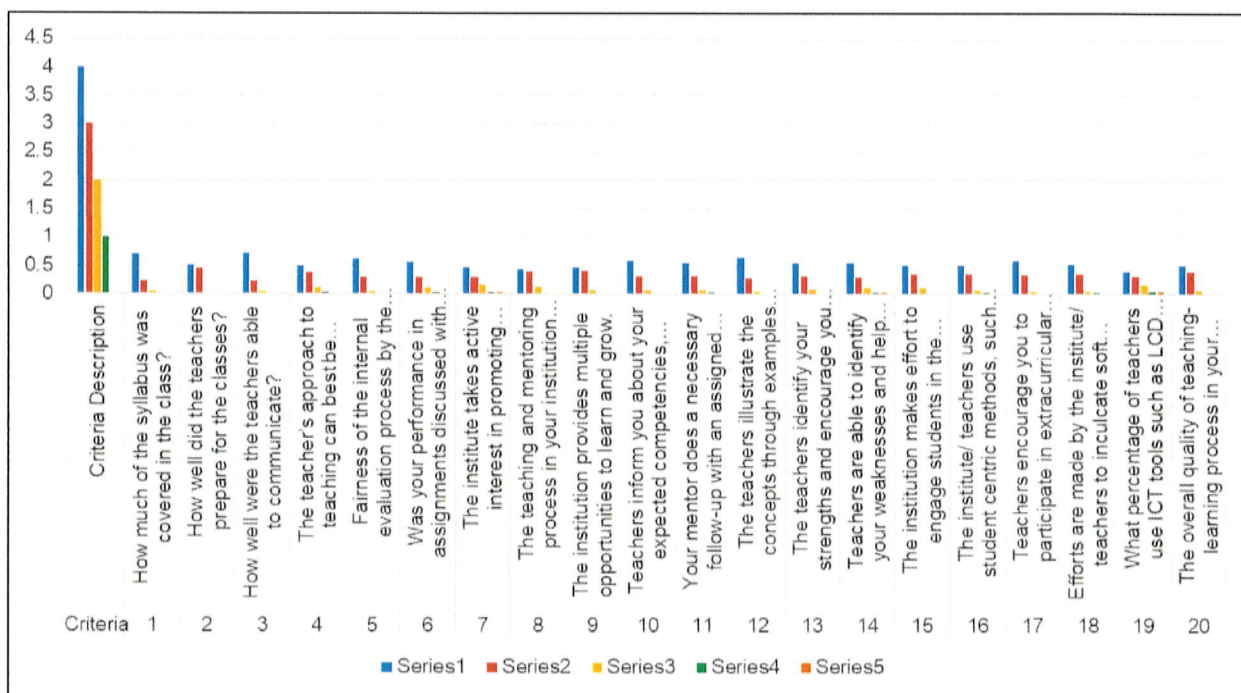
Disha Park, Building 1, First Floor, Ram Nagar-Kota Marg,  
Behind NIT and Hotel Piccadilly, Raipur (C.G.) 492010

E-mail: principal.dishacollege@dishamail.com

Web site: www.dcindia.in

Contact No. : 0771-4349400, 96300-04411

Criteria	Criteria Description	4	3	2	1	0
16	The institute/ teachers use student centric methods, such as experiential learning, participative learning and problem solving methodologies for enhancing learning experiences.	52%	36%	7%	4%	1%
17	Teachers encourage you to participate in extracurricular activities.	58%	34%	6%	1%	1%
18	Efforts are made by the institute/ teachers to inculcate soft skills, life skills and employability skills to make you ready for the world of work.	54%	36%	6%	3%	2%
19	What percentage of teachers use ICT tools such as LCD projector, Multimedia, etc. while teaching.	40%	31%	17%	6%	5%
20	The overall quality of teaching-learning process in your institute is very good.	51%	40%	7%	2%	1%



**This report is submitted to the Principal for necessary Action**